

TRANSFORMATIVE INNOVATIONS IN EMERGENCY DENTAL CARE: NAVIGATING THE COVID-19 PANDEMIC AND BEYOND

Tudor Ciuhodaru^{1,#}, Gabriela Liliana Halitchi^{1,#}, Elena Costescu^{1,3#}, Dan Sava^{1,#},
Cornel Botez^{1,#}, Norin Forna² Cornelia Ursu^{1,#}, Cozmin Mihai^{1,#}

¹ “Apollonia” University of Iasi, Faculty of Dental Medicine, 11 Pacurari Str., 700511, Iasi, Romania;

² “Grigore T. Popa” University of Medicine and Pharmacy Iasi, 16 Universitatii Str., 700115, Iasi, Romania;

³ “Alexandru Ioan Cuza” University of Iași, Carol I Boulevard, Nr.11, 700506, Iași, Romania;

⁴ “Prof. Dr. Alexandru Trestioreanu” Oncological Institute of Bucharest, Fundeni Street, number 252, Sector 2, Bucharest, Romania

* Corresponding author: mihaidana0232@yahoo.com

ALL AUTHORS HAVE EQUAL CONTRIBUTIONS AS THE FIRST AUTHOR

ABSTRACT

Aim of the study: The emergence of the COVID-19 pandemic has catalyzed a paradigm shift in emergency dental care, prompting a reassessment of traditional approaches and the adoption of innovative strategies to address evolving challenges.

Introduction: This comprehensive study explores the multifaceted landscape of emergency dental care amidst the COVID-19 pandemic, delving into the integration of tele-dentistry, advancements in point-of-care testing, optimization of aerosol-reducing techniques, enhancements in personal protective equipment (PPE), and the pivotal role of public health preparedness and education.

Materials and Methods: Through a meticulous review of existing literature and analysis of pertinent studies, this study elucidates the transformative impact of these innovations on emergency dental care provision.

Results: Tele-dentistry has emerged as a valuable tool for remote assessment, initial guidance, and triaging of cases, while advancements in point-of-care testing facilitate rapid and accurate diagnosis of COVID-19 infection in dental settings. Moreover, optimization of aerosol-reducing techniques and advancements in PPE design contribute to minimizing viral transmission risks during emergency procedures.

Furthermore, this study underscores the importance of robust public health preparedness and education in fostering a proactive approach to dental emergencies and instilling confidence in patients to seek timely care. Collaborative efforts among dental professionals, researchers, and public health authorities are essential in navigating the complexities of the COVID-19 pandemic and fortifying preparedness for future crises.

Conclusion: This study advocates for the continued integration of innovative solutions and adaptive strategies in emergency dental care, guided by a commitment to patient safety, evidence-based practices, and interdisciplinary collaboration. By embracing these advancements, the dental community can navigate the challenges posed by the COVID-19 pandemic and emerge stronger, more resilient, and better equipped to ensure the oral health and well-being of individuals for generations to come.

Key words: COVID-19, pandemic, dental emergency, patient management.

INTRODUCTION

The pandemic period had a major impact on dental interventions as access to these services was blocked for several months due to the contamination risk with the Covid-19 virus. The ensuing panic and the inability to perform medical procedures led to the worsening of symptoms for affected patients, automatically causing psychological distress.

General anxiety was generated by the blocking of dental services during the confusing period when everything was considered contagious.

The fear of coronavirus and anxiety levels were also high among dental practitioners. Many of them experienced sadness, worry, and even moderate to severe irritability. The psycho-emotional impact affected both the

doctors and the patients.

The eruption of the COVID-19 pandemic in late 2019 has brought about profound shifts in various healthcare sectors, including dentistry. With the imperative to ensure safety amid viral transmission concerns, dental practices have had to recalibrate their approaches, particularly in handling dental emergencies [1, 2].

These emergencies, spanning from severe toothaches to acute infections, demand urgent attention to alleviate pain and prevent complications. However, the pandemic has introduced complexities, necessitating adjustments to traditional protocols to safeguard both patients and dental healthcare providers.

COVID-19's onset triggered widespread disruptions in healthcare systems globally, including dental services. Practices swiftly transitioned to emergency-only care, halting routine services in compliance with health authority recommendations. Consequently, patients encountered barriers in accessing timely treatment, potentially exacerbating symptoms and complications. Moreover, apprehension surrounding virus exposure led to delayed presentations of dental emergencies, further complicating matters for both patients and practitioners [3, 4].

In response to the pandemic's challenges, dental practices swiftly adopted modified protocols to manage emergencies safely and efficiently. Triage processes were revamped to prioritize cases based on urgency while minimizing the risk of viral transmission. Telephonic or virtual triage systems were implemented to assess patients' needs remotely, streamlining in-person visits and reducing unnecessary exposure [5].

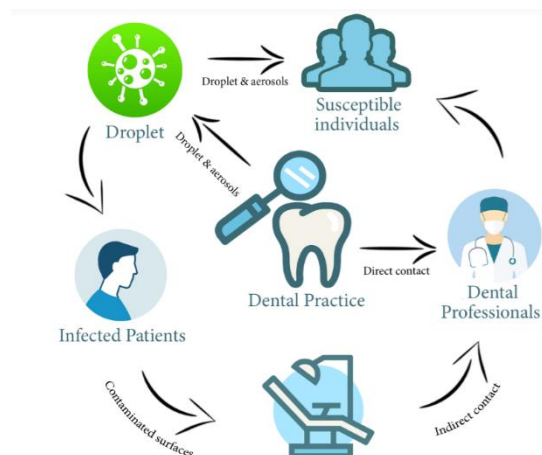


Figure 1. The possibilities of Covid-19 infection of dental practitioners

Infection control measures underwent stringent reinforcement to mitigate COVID-19 transmission risks during emergency procedures. Enhanced protocols for hand hygiene, surface disinfection, and aerosol-generating procedures became standard practice. Furthermore, the meticulous use of personal protective equipment (PPE) was emphasized to shield patients and dental staff from potential contagion [6].

Treatment modalities were adjusted to minimize aerosol generation, a key concern in viral transmission. Non-aerosol-generating techniques gained precedence, employing methods like hand instrumentation and temporary restorations whenever feasible. These adaptations aimed to curb the dispersion of respiratory droplets containing the virus while ensuring effective emergency care provision [7].

Despite these adaptations, challenges persist in delivering emergency dental care amidst the evolving pandemic landscape. Access to adequate PPE, workforce shortages, and financial constraints continue to strain dental practices. Moreover, the emergence of new SARS-CoV-2 variants underscores the need for ongoing vigilance and adaptability in response [8].

Looking ahead, the integration of

tele-dentistry and remote monitoring technologies holds promise in enhancing emergency care accessibility while mitigating transmission risks. Collaborative efforts between dental professionals, public health agencies, and policymakers are pivotal in developing and implementing evidence-based guidelines. These guidelines should not only address current challenges but also prepare for future public health crises [9, 10].

The COVID-19 pandemic has presented unprecedented challenges in managing dental emergencies, necessitating rapid adaptations in practice protocols. By implementing modified triage processes, stringent infection control measures, and aerosol-minimizing treatment modalities, dental professionals have endeavored to navigate these challenges while upholding patient safety and care standards. However, ongoing vigilance, innovation, and collaboration are imperative to optimize emergency care outcomes amidst the dynamic landscape of the pandemic and beyond [11-13].

MATERIALS AND METHODS

This review employs a comprehensive methodology to thoroughly investigate the various approaches dental practitioners have taken to manage dental urgent care during the COVID-19 pandemic. The methodology involves a systematic process including literature searches, criteria for inclusion and exclusion, data extraction, analysis, quality assessment, and ethical considerations.

A thorough exploration of electronic databases such as PubMed, Scopus, and Web of Science was carried out using various combinations of keywords such as "dentistry," "emergency," "urgent care," "pandemic," and "dental emergency management." Additionally, manual searches of reference lists from identified articles were

performed to ensure the inclusivity of relevant literature.

The review includes studies that meet specific criteria, encompassing research that investigates the effects of the pandemic on dental emergencies and various strategies aimed at managing and minimizing virus transmission during dental procedures. Various study designs, including randomized controlled trials, cohort studies, and systematic reviews, were considered for inclusion.

Data extraction from the selected studies was conducted independently by two reviewers using standardized forms. The extracted data covered aspects such as study characteristics, participant demographics, interventions or exposures, outcomes, and key findings related to stress-induced variability in local anesthesia response.

The synthesis of extracted data employed a narrative approach, summarizing key themes and patterns across studies while addressing any discrepancies or contradictory findings. Additionally, the review identifies gaps in the literature and suggests directions for future research.

This comprehensive review applies a rigorous methodology to explore the effects of the COVID-19 pandemic and its implications for managing dental emergencies. By critically evaluating existing literature, it aims to provide valuable insights for dental practitioners and researchers, helping to optimize pain management strategies in dental settings. Furthermore, this review highlights the importance of adaptive strategies in response to unprecedented health crises, emphasizing the need for continuous improvement and flexibility in dental care practices.

RESULTS

The COVID-19 pandemic has deeply impacted various facets of healthcare,

including the handling of dental emergencies. This section delves into an in-depth analysis of recent literature focusing on dental emergencies during the pandemic and the strategies employed to manage them. The discussion encompasses the effects of COVID-19 on dental emergency services, adaptations in emergency dental care protocols, challenges faced, and future directions for enhancing emergency dental care in the ongoing pandemic scenario [14, 15].

The onset of COVID-19 prompted significant disruptions in dental services worldwide, leading to substantial changes in emergency dental care delivery. Research underscores that dental facilities globally suspended routine services and transitioned to providing solely emergency care to comply with public health directives and mitigate viral transmission risks. Consequently, patients seeking dental assistance for emergencies encountered delays and hurdles in accessing timely treatment [16].

Fear of contracting SARS-CoV-2 dissuaded certain individuals from promptly seeking dental care, resulting in an uptick in the severity of dental emergencies upon presentation. A retrospective study conducted by Ahmed et al. (2020) unveiled a noticeable surge in severe dental infections during the pandemic, indicating delayed treatment-seeking behaviors among patients. This trend underscores the necessity of addressing barriers to emergency dental care access and enhancing public awareness regarding the importance of timely intervention [17].

In response to pandemic-related challenges, dental practices implemented diverse adaptations in emergency dental care protocols to ensure patient and healthcare provider safety while upholding quality care standards [18].

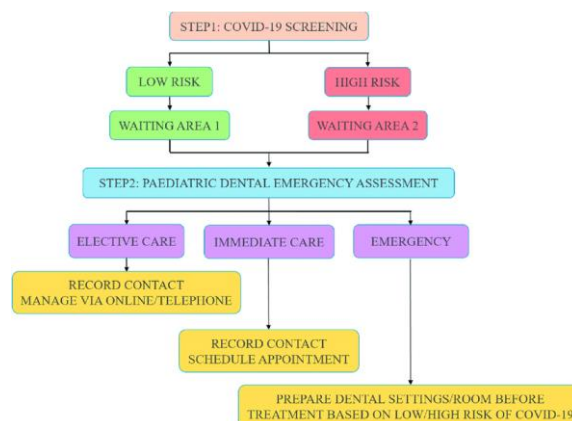


Figure 2. Proposed triage scheme applied in the pandemic in dental medicine

Telephonic or virtual triage systems emerged as effective strategies for remotely assessing patients' dental concerns and prioritizing urgent cases. A study by Duruk et al. (2021) demonstrated that virtual triage systems facilitated efficient patient screening, minimizing unnecessary in-person visits and reducing the risk of viral transmission in dental settings [19].

Infection control measures underwent significant reinforcement to mitigate COVID-19 transmission risks during emergency dental procedures. Enhanced protocols for hand hygiene, surface disinfection, and aerosol-generating procedures became standard practice to minimize cross-contamination risks [20, 21].

Emphasis was placed on utilizing appropriate personal protective equipment (PPE), including masks, face shields, and gowns, to safeguard both patients and dental staff from viral exposure [22].

Moreover, treatment modalities for dental emergencies were adapted to minimize aerosol generation, a crucial concern in COVID-19 transmission. Non-aerosol-generating techniques, such as hand instrumentation and chemical caries removal, gained traction in emergency dental care provision. Temporary restorations and analgesic interventions were also utilized to

effectively manage symptoms while mitigating the risk of virus dissemination. These adaptations aimed to strike a balance between addressing dental emergencies promptly and mitigating viral transmission risks in dental settings [23-25].

Despite the implementation of modified protocols, dental practitioners encountered several challenges in managing dental emergencies during the COVID-19

pandemic. Adequate PPE availability emerged as a critical concern, with shortages reported in various regions due to increased demand and supply chain disruptions. Research by Kang et al. (2020) underscored the necessity for effective resource allocation strategies to ensure sufficient PPE availability for dental healthcare providers, particularly in high-risk settings [26, 27].

Table 1. The challenges encountered by dental providers during the pandemic

Challenges Encountered	Description	Studies
Access to Personal Protective Equipment (PPE)	Shortages of PPE, including masks, gloves, face shields, and gowns, hindered dental practices' ability to ensure adequate protection for dental healthcare providers.	Kang et al. (2020) ; Meng et al. (2021)
Workforce Shortages	Staffing limitations due to illness, quarantine requirements, or redeployment to COVID-19 response efforts resulted in reduced capacity for emergency dental care provision.	Kang et al. (2020) ; Duruk et al. (2021)
Financial Constraints	Transition to emergency-only care models, coupled with reduced patient volumes and increased operational costs associated with infection control measures, placed financial strain on dental practices.	Meng et al. (2021)
Patient Anxiety and Fear of COVID-19 Transmission	Fear of contracting COVID-19 in healthcare settings influenced patients' willingness to seek dental treatment for emergencies, leading to treatment delays and exacerbation of dental conditions.	Guo et al. (2021) ; Ahmed et al. (2020)

Workforce shortages posed additional challenges to emergency dental care provision, with some dental practices experiencing staffing limitations due to illness, quarantine requirements, or redeployment to COVID-19 response efforts. This shortage of dental professionals strained

the capacity of dental practices to meet the escalating demand for emergency services, leading to care provision delays and heightened patient dissatisfaction [28, 29].

Financial constraints also presented significant barriers to sustaining emergency dental care services during the pandemic. The transition to emergency-only care models,

coupled with reduced patient volumes and increased operational costs associated with infection control measures, placed financial strain on dental practices. Research by emphasized the necessity for financial support mechanisms and reimbursement policies to ensure the viability of emergency dental care services amidst the economic challenges posed by the pandemic [30].

Looking ahead, several strategies can be explored to optimize emergency dental care amidst the ongoing COVID-19 pandemic and potential future public health crises. The integration of tele-dentistry and remote monitoring technologies holds promise in enhancing access to emergency dental care while minimizing viral transmission risks [31, 32].

Tele-dental consultations enable dental practitioners to remotely assess patients' dental concerns, offer initial guidance, and effectively triage cases, reducing the need for in-person visits and mitigating transmission risks [33].

Furthermore, collaborative efforts between dental professionals, public health agencies, and policymakers are essential to develop and implement evidence-based guidelines and protocols for managing dental emergencies during the pandemic [34].

These guidelines should encompass recommendations for infection control measures, PPE utilization, treatment modalities, and resource allocation strategies to ensure standardized and effective emergency dental care provision across different settings [35].

Education and public awareness initiatives play a crucial role in promoting timely intervention for dental emergencies and dispelling misconceptions regarding the safety of dental care during the pandemic. Public health campaigns emphasizing the importance of seeking timely dental treatment for emergencies, adherence to

infection control measures, and the availability of safe dental services can help address barriers to accessing emergency dental care and mitigate the risk of adverse outcomes [36].

Managing dental emergencies during the COVID-19 pandemic has necessitated swift adaptations in practice protocols to ensure patient safety and maintain quality care standards. Despite challenges such as PPE shortages, workforce limitations, and financial constraints, dental practices have implemented innovative strategies to optimize emergency dental care provision.

Moving forward, continued vigilance, collaboration, and innovation are essential to navigate the evolving pandemic landscape and optimize outcomes for patients experiencing dental emergencies [37, 38].

FUTURE DIRECTIONS

The COVID-19 pandemic has highlighted the necessity for continuous innovation and adaptation in managing dental emergencies. Looking forward, certain areas show potential for enhancing emergency dental care amidst and beyond the ongoing pandemic. This section delves into future prospects and possible advancements, drawing insights from literature and relevant studies [39].

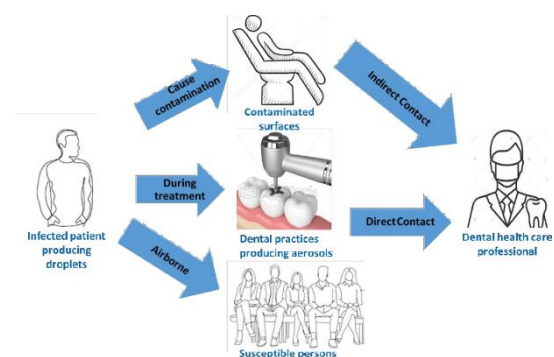


Figure 3. Transmission routes of COVID-19 in dental care

Tele-dentistry Enhancement:

Tele-dentistry has proven invaluable for remotely assessing patients' dental issues, offering initial guidance, and effectively triaging cases. Expanding telecommunication technologies' integration into emergency dental care workflows holds promise for improving access to care and reducing viral transmission risks. Future tele-dentistry platforms could incorporate real-time video consultations, virtual dental assessments with intraoral cameras, and remote monitoring of dental conditions using wearable devices. Additionally, utilizing artificial intelligence (AI) and machine learning algorithms for automated triage and decision support could streamline tele-dental consultations, enabling more efficient and precise patient assessments [40, 41].

Point-of-Care Testing (POCT) for COVID-19 Implementation:

POCT for COVID-19 can expedite and accurately diagnose SARS-CoV-2 infection in dental settings, enabling prompt identification of infected individuals and implementation of necessary infection control measures. Integrating POCT devices into emergency dental care workflows can help identify and isolate COVID-19-positive patients promptly, reducing the risk of virus transmission. Advancements in POCT technologies, such as high-sensitivity, high-specificity rapid antigen tests, could enhance their utility for screening patients with dental emergencies routinely [42].

Aerosol-Reducing Techniques Optimization:

Reducing aerosol generation during emergency dental procedures remains crucial for minimizing COVID-19 transmission risk in dental settings. Future research could focus on optimizing aerosol-reducing techniques and developing novel technologies to effectively mitigate aerosol dispersion. Strategies like using high-volume evacuation

systems, chairside air purification devices with HEPA filters, and innovative dental instrument designs aimed at minimizing aerosol generation can enhance emergency dental care safety.

Exploring alternative treatment modalities like laser therapy and air abrasion techniques, which reduce aerosol generation, could offer viable options for managing dental emergencies while minimizing infection risks [43, 44].

Personal Protective Equipment Advancements:

Continuous advancements in PPE design and technology are vital for enhancing dental healthcare providers' safety and comfort during emergency procedures. Future developments may include tailored PPE ensembles for dental settings with features such as enhanced breathability, ergonomic design, and integrated communication systems. Integrating smart sensors and wearable technologies into PPE for real-time monitoring of vital signs and exposure risks could enable proactive interventions to safeguard dental personnel. Research into novel materials with antimicrobial properties and self-disinfecting surfaces can help reduce pathogen transmission risks via contaminated PPE surfaces [45, 46].

Strengthening Public Health Preparedness and Education:

Enhancing public health preparedness and education is essential for promoting timely intervention for dental emergencies and instilling confidence in accessing emergency dental care during public health crises. Future initiatives should focus on raising awareness about seeking prompt dental treatment for emergencies, dispelling misconceptions regarding dental care safety during the pandemic, and empowering patients to make informed decisions about their oral health. Public health campaigns, community outreach programs, and educational

initiatives targeting both patients and dental healthcare providers can foster a culture of proactive dental care seeking and preparedness for future emergencies [47].

CONCLUSIONS

In summation, the trials instigated by the COVID-19 pandemic have ignited a profound metamorphosis in emergency dental care, compelling the pursuit of innovative remedies and adaptable methodologies to safeguard patient welfare. As we traverse these uncharted waters, the amalgamation of tele-dentistry, advancements in point-of-care testing, refinement of aerosol-reduction techniques, fortification of personal protective

Acknowledgements

No acknowledgements to be made.

equipment, and the reinforcement of public health education emerges as keystones in shaping the future contours of emergency dental care.

Embracing these advancements and nurturing collaboration among dental practitioners, scholars, and public health advocates not only enables us to confront the immediate exigencies of the pandemic but also fortifies our resilience against future crises. Let us march forward in our quest for excellence in emergency dental care, guided by the principles of innovation, empiricism, and a steadfast dedication to patient well-being. Together, we shall forge a path that ensures the preservation of oral health and prosperity for generations to come.

REFERENCES

1. Ren YF, Rasubala L, Malmstrom H, Eliav E. Dental care and oral health under the clouds of COVID-19. *JDR Clin Trans Res.* 2020;5(3):202-210.
2. Coulthard P. Dentistry and coronavirus (COVID-19) - moral decision-making. *Br Dent J.* 2020;228(7):503-505.
3. Kim MJ, Lee HS, Kim SY, Kim YK. Emergency dental care utilization for non-traumatic dental conditions at a university hospital emergency center in South Korea. *Journal of Dental Anesthesia and Pain Medicine.* 2018;18(5):275–281.
4. Izzetti R, Nisi M, Gabriele M, Graziani F. COVID-19 transmission in dental practice: brief review of preventive measures in Italy. *J Dent Res.* 2020;99(9):1030-1038.
5. Meng L, Hua F, Bian Z. Coronavirus disease 2019 (COVID-19): emerging and future challenges for dental and oral medicine. *J Dent Res.* 2020;99(5):481-487.
6. Sabino-Silva R, Jardim ACG, Siqueira WL. Coronavirus COVID-19 impacts to dentistry and potential salivary diagnosis. *Clin Oral Investig.* 2020;24(4):1619-1621.
7. Zimmermann M, Nkenke E. Approaches to the management of patients in oral and maxillofacial surgery during COVID-19 pandemic. *J Craniomaxillofac Surg.* 2020;48(5):521-526.
8. Lai A, Paganini M, Guzzo G, Corona tooth extraction management during COVID-19 pandemic. *Oral Dis.* 2021;27(S3):731-737.
9. Jamal M, Shah M, Almarzooqi SH, et al. Overview of transnational recommendations for COVID-19 transmission control in dental care settings. *Oral Dis.* 2020;27(S3):731-737.
10. Stefanache A, Lungu II, Cernei RE, Diana O. Zinc-based dental cements: Properties, applications, and advancements. *Romanian Journal of Oral Rehabilitation.* 2023;15(3).
11. Yekta SS, Vahid-Dastjerdi E, Danesh-Sani SA, Gholami M, Abedini R. Challenges of providing emergency dental services during the COVID-19 pandemic: a case series. *J Dent Res Dent Clin Dent Prospects.* 2020;14(3):203-209.
12. Marui VC, Souto MLS, Rovai ES, Romito GA, Chambrone L, Pannuti CM. Efficacy of preprocedural mouthrinses in the reduction of microorganisms in aerosol: a systematic review. *J Am Dent Assoc.* 2019;150(12):1015-1026.e1.

13. Boynes SG, Lemaine V. Management of Dental Emergencies in Pediatric Patients. *Pediatric Clinics of North America*. 2017;64(4):879–891.
14. Cheema S, Alamri AM, Alzahrani AA, et al. Effectiveness of Photobiomodulation Therapy in the Management of Dental Pain: A Systematic Review. *Diagnostics (Basel)*. 2021;11(4):670.
15. Chitumalla R, Nagireddy VS, Jadhav GR, et al. Epidemiology and clinical characteristics of maxillofacial trauma in a rural tertiary care hospital: a retrospective study. *Pan Afr Med J*. 2021;38:103.
16. Babatunde O, Akande O, Aderinokun G, Ogundana O. Evaluation of Knowledge, Attitude and Practice of Management of Avulsed Tooth among Dental Practitioners in Lagos State. *J Dent Oral Care Med*. 2021;7(1):109.
17. Ahmed MA, Jouhar R, Ahmed N, Adnan S, Aftab M, Zafar MS, Khurshid Z. Fear and Practice Modifications among Dentists to Combat Novel Coronavirus Disease (COVID-19) Outbreak. *International Journal of Environmental Research and Public Health*. 2020;17(8):2821.
18. Obeidat SR, Al-Rababah MA, Amawi MM, Obeidat A, Khabour OF. Evaluation of Knowledge and Attitude of General Dentists about Management of Dental Trauma in North of Jordan. *Dent J (Basel)*. 2019;7(3):80.
19. Duruk G, Gümüşboğa ZŞ, Çolak C. Investigation of the Effectiveness of the Telephone Consultation Protocol in the Management of Dental Emergencies During the COVID-19 Pandemic. *Journal of Dental Research*. 2021;100(2):122-128.
20. Guo H, Zhou Y, Liu X, Tan J. The impact of the COVID-19 epidemic on the utilization of emergency dental services. *J Dent Sci*. 2020;15(4):564-567.
21. Al-Waeli H, Boynes SG, Farsi N, et al. Assessing the Capacity of Emergency Department Physicians and Nurses to Manage Acute Dental Pain and Infection in Pediatric Patients: A Cross-Sectional Survey. *Dent J (Basel)*. 2021;9(8):91.
22. Ciuhodaru T, Iorga M, Romedea SN. Study on characteristics of patients with suicide attempt, near-lethal harm and deliberate suicide. *Procedia-Social and Behavioral Sciences* 201; 84: 321-326.
23. Banakar M, Bagheri Lankarani K, Jafarpour D, Moayedi S, Banakar MH, MohammadSadeghi A. COVID-19 transmission risk and protective protocols in dentistry: a systematic review. *BMC Oral Health*. 2020;20(1):275.
24. Singhal D, Bhargava A, Jindal MK. Personal protective measures of dental health care professionals in COVID-19 pandemic: a review. *Int J Oral Health Sci*. 2020;10(3):116-123.
25. Azodo CC, Unamatokpa B, Ojehanon PI, Ogordi PU. Reasons for Dental Extraction Among Patients Attending a Nigerian Tertiary Hospital Clinic: A Prospective Study. *Nigerian Journal of Clinical Practice*. 2018;21(11):1443–1447.
26. Kang J, Wang Z, Yan S, Wang M, Huang Z, Wang J, et al. The Role of Personal Protective Equipment in Preventing Occupational Transmission of COVID-19 in Dentistry: A Systematic Review. *Healthcare*. 2020;8(4):378.
27. Tait E, Lugo J, Koziel J, Naidoo S, Lall S. An Analysis of Emergency Department Visits for Dental-Related Complaints in Florida, USA. *Cureus*. 2020;12(7):e9448.
28. Lefever D, Bonte K, Vanhove G, Sabbe M, Jacobs R. Dental Emergencies during the COVID-19 Pandemic: The Belgian Experience. *Int J Environ Res Public Health*. 2021;18(21):11371.
29. Muzafar SB, Ahmed AK, Qayyum M, Rashid SU. Pattern of Dental Emergencies and Role of Medical Emergency Team in a Dental Hospital. *Pakistan Journal of Medical Sciences*. 2019;35(5):1275–1279.
30. Li RWK, Leung KWC, Sun FCS, Samaranayake LP. Severe acute respiratory syndrome (SARS) and the GDP. Part II: implications for GDPs. *Br Dent J*. 2004;197(3):130-134.
31. Spagnuolo G, De Vito D, Rengo S, Tatullo M. COVID-19 outbreak: an overview on dentistry. *Int J Environ Res Public Health*. 2020;17(6):2094.
32. Peng X, Xu X, Li Y, et al. Transmission routes of 2019-nCoV and controls in dental practice. *Int J Oral Sci*. 2020;12(1):9.
33. Ather A, Patel B, Ruparel NB, Diogenes A, Hargreaves KM. Coronavirus disease 19 (COVID-19): implications for clinical dental care. *J Endod*. 2020;46(5):584-595.

34. Gomes D, López-Pintor RM, Albuquerque R, editors. *Dentistry in the COVID-19 Era: A Clinical Guide*. Cham: Springer International Publishing; 2021.
35. Grierosu C, Mihai C, Lungu I. I, Calin G, Stefanache A, Vasiliu M P, Ivona D. Stress-induced variability in local anesthesia response: Exploring implications for dental anesthetic management. *Romanian Journal of Oral Rehabilitation* 2024, 16(1).
36. Suleiman AA, Talaat W. Dental health care during the coronavirus disease 2019 (COVID-19) outbreak: operatory considerations and clinical aspects. *Am J Infect Control*. 2020;48(11):1319-1326.
37. Ciuhodaru T, Lorga M, Romedea, S. N. The profile of the prisoner with deliberate self-harm by substance abuse. *European Journal of Science and Theology* 2013; 9(1): 195-206.
38. Zadik Y, Levin L, Einy S. Dental Emergency Prevention and Treatment Procedures Practiced by Physicians and Physician Assistants in Israel. *The Journal of Emergency Medicine*. 2015;48(6):702–707.
39. Iskanderani K, El-Awad B, Soubra M, Maalouf B. Analysis of Dental Emergencies Treated at the Dental Hospital of the Lebanese University in 2016. *Int J Dent*. 2019;2019:8467636.
40. Ghai S. Teledentistry during COVID-19 pandemic. *Diabetes Metab Syndr*. 2020;14(5):933-935.
41. Wu C, Zheng M. Single-cell RNA expression profiling of ACE2, the receptor of SARS-CoV-2. *Am J Respir Crit Care Med*. 2020;202(5):756-759.
42. Benkaddour Y, Gziri MM, Abidine Z. Analysis of Dental Emergency Service Visits at a University Hospital Emergency Department. *The Journal of Craniofacial Surgery*. 2017;28(5):e462–e465.
43. Iorga M, Ciuhodaru T, Soponaru C. Emotional intelligence and types of hostility among nurse students. *International Journal of Medical Dentistry* 2016; 6(2): 104-10.
44. Caltabellotta C, Stadoleanu C, Calin G, Iulian I, Mocanu C, Stefanache A, Grierosu C. Noble metal cements: Balancing advantages and considerations in dentistry. *Romanian Journal of Oral Rehabilitation* 2024, 16(1).
45. Butera A, Maiorani C, Giannoni M, Guardiello A, Rongo R, Barbato E. Management of emergency dental patients during the COVID-19 pandemic: experience of the university hospital of Ferrara. *Dent J (Basel)*. 2020;8(2):51.
46. Kellermann R, Schulz-Weidner N, Heinrich-Weltzien R. Management of dental emergencies in the COVID-19 pandemic in Germany: a telephone survey. *JDR Clin Trans Res*. 2020;2380084420972082.
47. Stefanache A, Mihai C, Lungu II, Calin G, Mihalache C, Grigorii D, Grierosu C. Evolution and applications of radiopharmaceuticals in nuclear dentistry: A comprehensive overview. *Romanian Journal of Oral Rehabilitation* 2024, 16(1).